


Hey there ...

you're probably going to love this

 Attach  Import

 Public



# A Beginners Guide to AI-Assisted Coding

How to build, validate, and ship products faster using Lovable.



Dan Olsavsky

# It's a Revolution, Baby!

AI-assisted coding lets you build software just by describing what you want.

You guide the AI with your vision, and it generates the UI, logic, and structure for you.

**If you can explain it, you can build it.**



**Whatever your heart desires.**

# Why Lovable Exists

Lovable turns an idea into a production-ready app in minutes by collapsing design, build, and publishing into one AI-native workflow.



Less than 1% of the world knows how to code. Lovable is here to **unlock the other 99%**. That's their mission.

# What Lovable Actually Does

Your new engine for designing, building, and shipping products.

- Prompt-based system
- Visual building
- Utilizes built-in templates
- Enables quick refinement loops

This isn't "vibe coding".  
This is AI-assisted development.

# What Makes Lovable Different

Lovable gives you:

- Real-time visual previews
- Automatic UI + component generation
- Database integration + OAuth
- Production-ready publish workflow
- Version history as a safety net



Think → Design → Build → Ship

# How PMs / POs Use It

Start with intention...

- Turn acceptance criteria into prompts
- Validate ideas before writing tickets
- Show real product experiences early

Create a simple 3-step onboarding flow for a home-improvement app: welcome screen, home-type selection, and a dashboard. Keep it clean, modern, and mobile-friendly.



Attach



Import



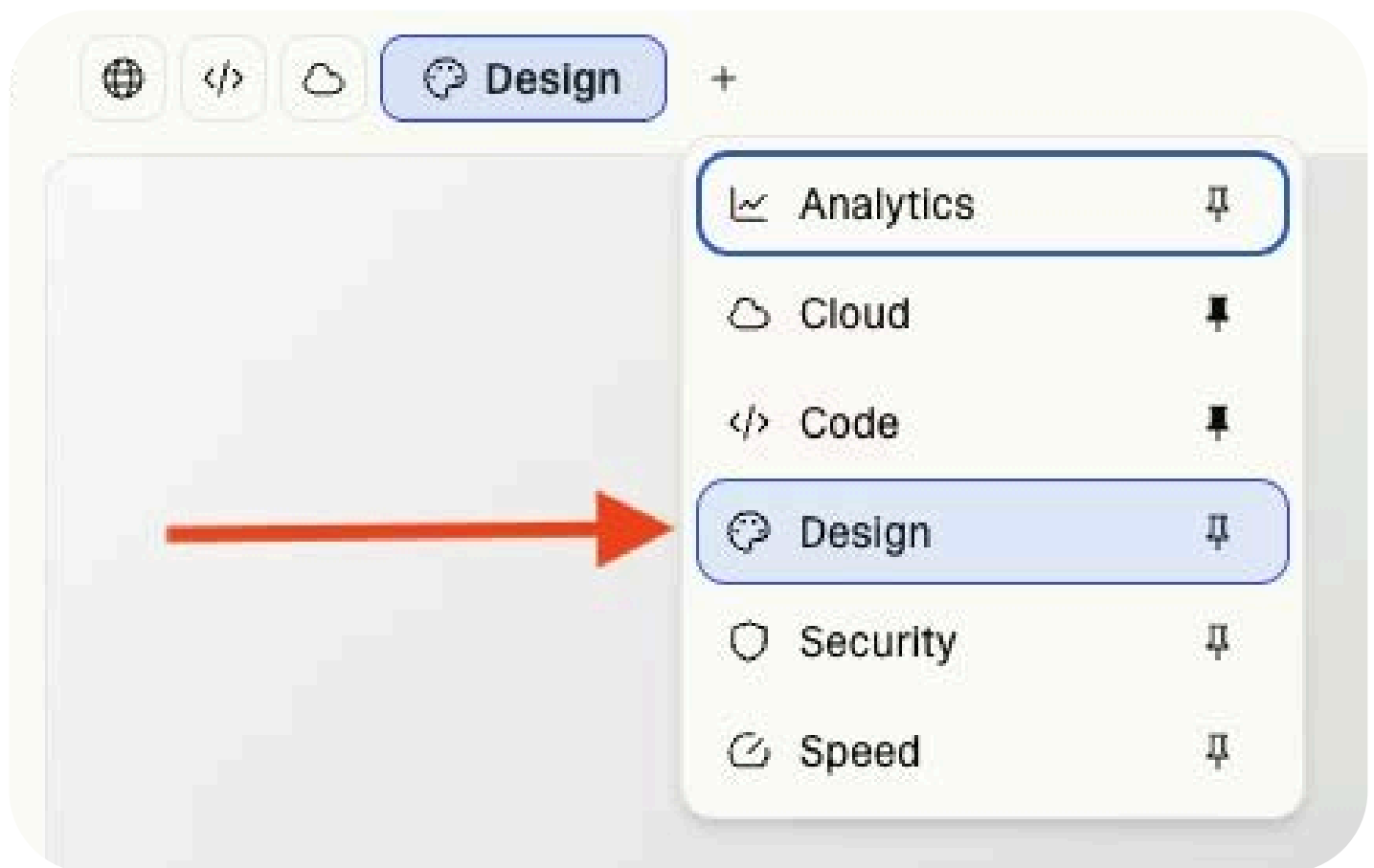
Public



# How Designers Use It

Think in components...

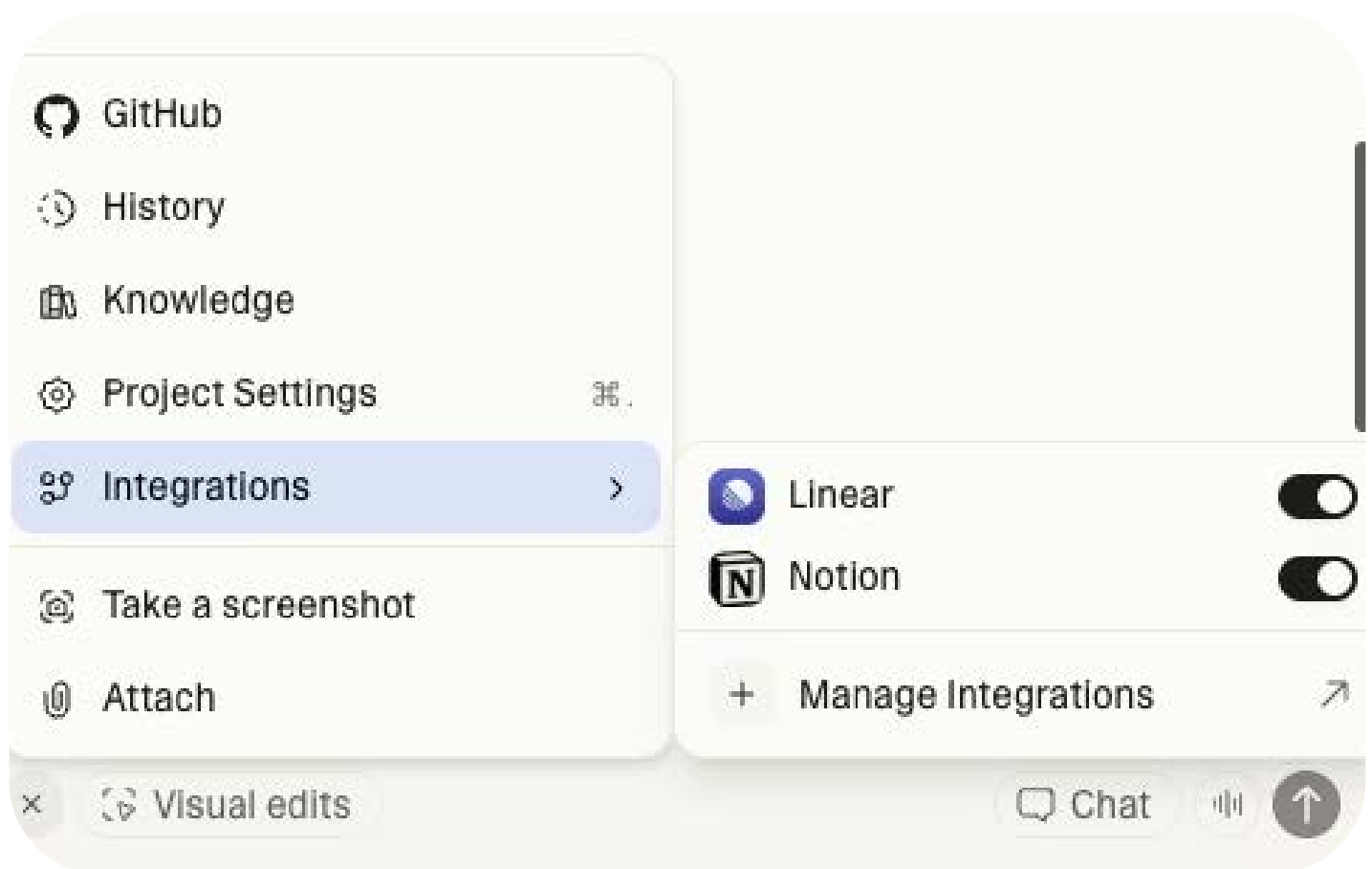
- Speed from idea → prototype
- Upgrade visuals with smart prompting
- Iterate with visual editor or via text



# How Engineers Use It




Focus on the logic, not the UI...

- Skip front-end scaffolding
- Comfort in version history / rollback
- DB management and integrations





# The 4-Step Lovable Workflow

-  **Describe** → prompt with clarity
-  **Generate** → Lovable builds UI, structure, components
-  **Refine** → Visual edit + prompting tips
-  **Publish** → Straight from Lovable built-in publish)

# Steal This Lovable Prompt

“Create an app for **[audience]** that solves **[use case]** and includes **[3–5 features]**.

Use a **[visual style]** layout and apply this content: **[content]**.”



Attach








Import



Public



# The 5-Day MVP Powered by Lovable

-  **Day 1: Define.** Get clarity on business objectives and users needs, use AI to generate a targeted build script
-  **Day 2: Prototype.** Build app in Lovable, test, review with stakeholders, make edits
-  **Day 3: User Test.** Run AI-powered remote user tests, validate and enhance features
-  **Day 4: Refine.** Add branding, harden security, prep for scaling
-  **Day 5: Publish.** Add custom domain name, publish to production



Dan Olsavsky

## Try Lovable at [lovable.dev](https://lovable.dev)

Stay tuned for our next live webinar and AI workshop.



Need help? [bignerddesign](https://bignerddesign.com)